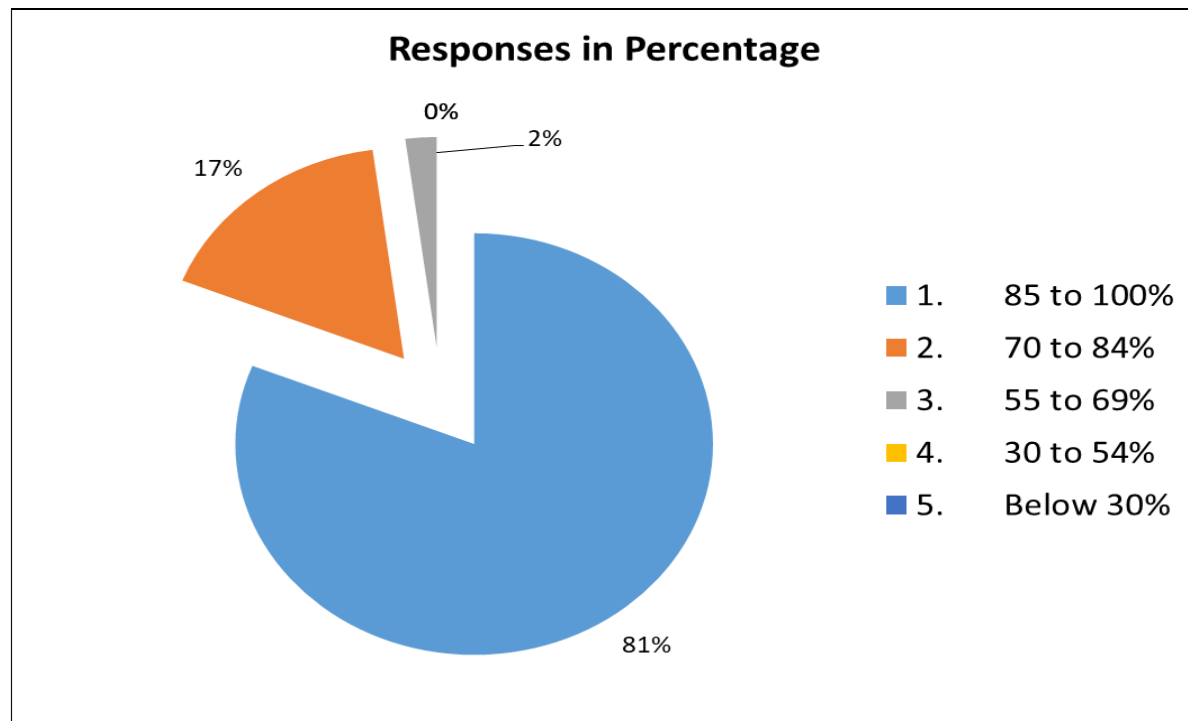


Student Satisfactory Survey Report Academic Year 2023-24

A Survey of student satisfaction was conducted for academic year 2023-24 for the batch 2022-24. The survey was implemented online through Google form. Google link was shared to students to participate in this online survey. Participation was voluntary and respondents were ensured confidentiality. The survey was developed based on guidelines given by NAAC. The SSS questionnaire contains 20 objectives and 1 subjective question taken from NAAC website. Students were encouraged to participate in the survey through poster of survey displayed on notice board. Total 95 students' responses (from 100 percent students) were received. Its analysis is as follows-

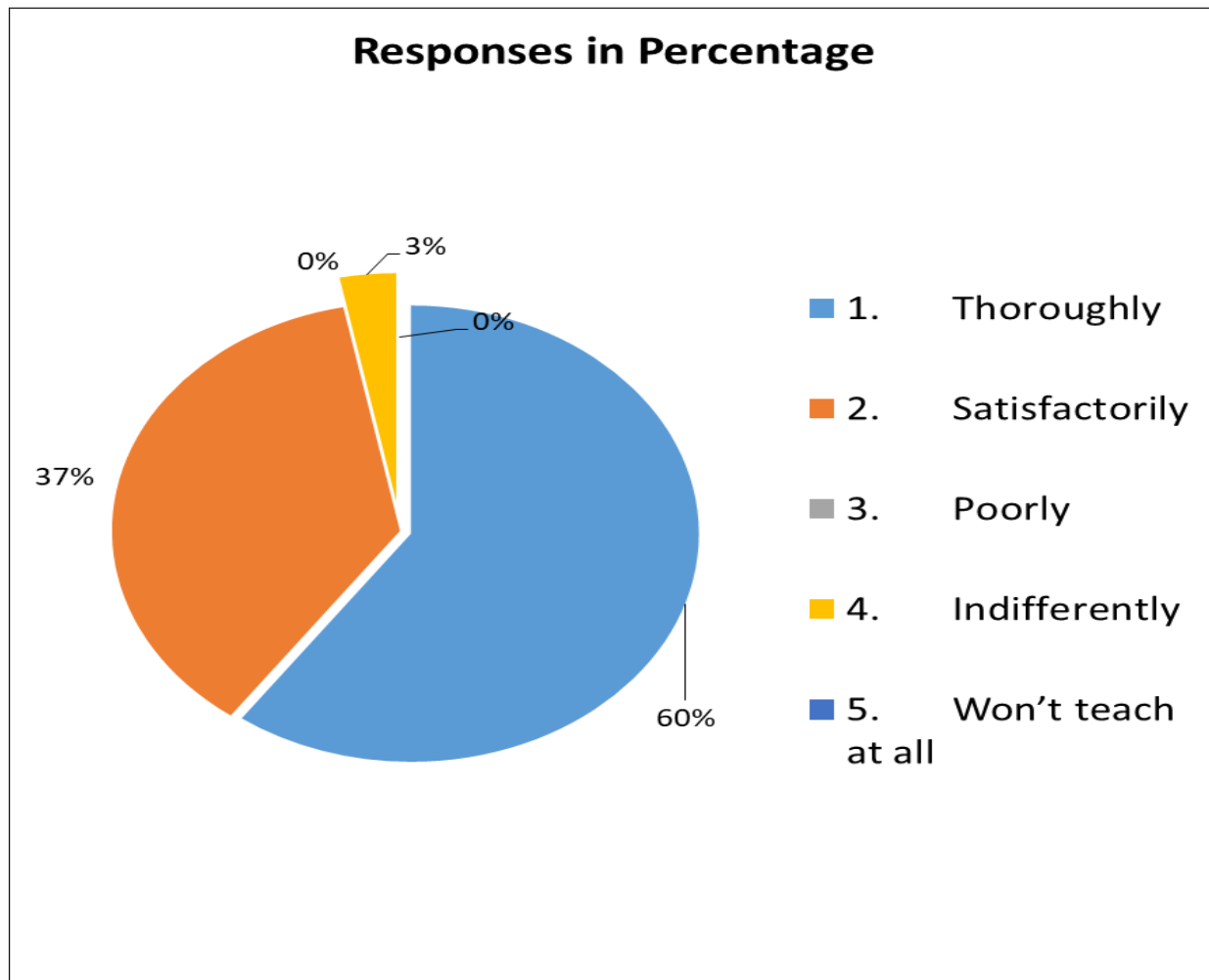
1. How much of the syllabus was covered in the class?

Sr. No.	Percentage of Syllabus Completed Options	Responses in Numbers	Responses in Percentage
1.	85 to 100%	77	81.05
2.	70 to 84%	16	16.84
3.	55 to 69%	2	2.11
4.	30 to 54%	0	0.00
5.	Below 30%	0	0.00



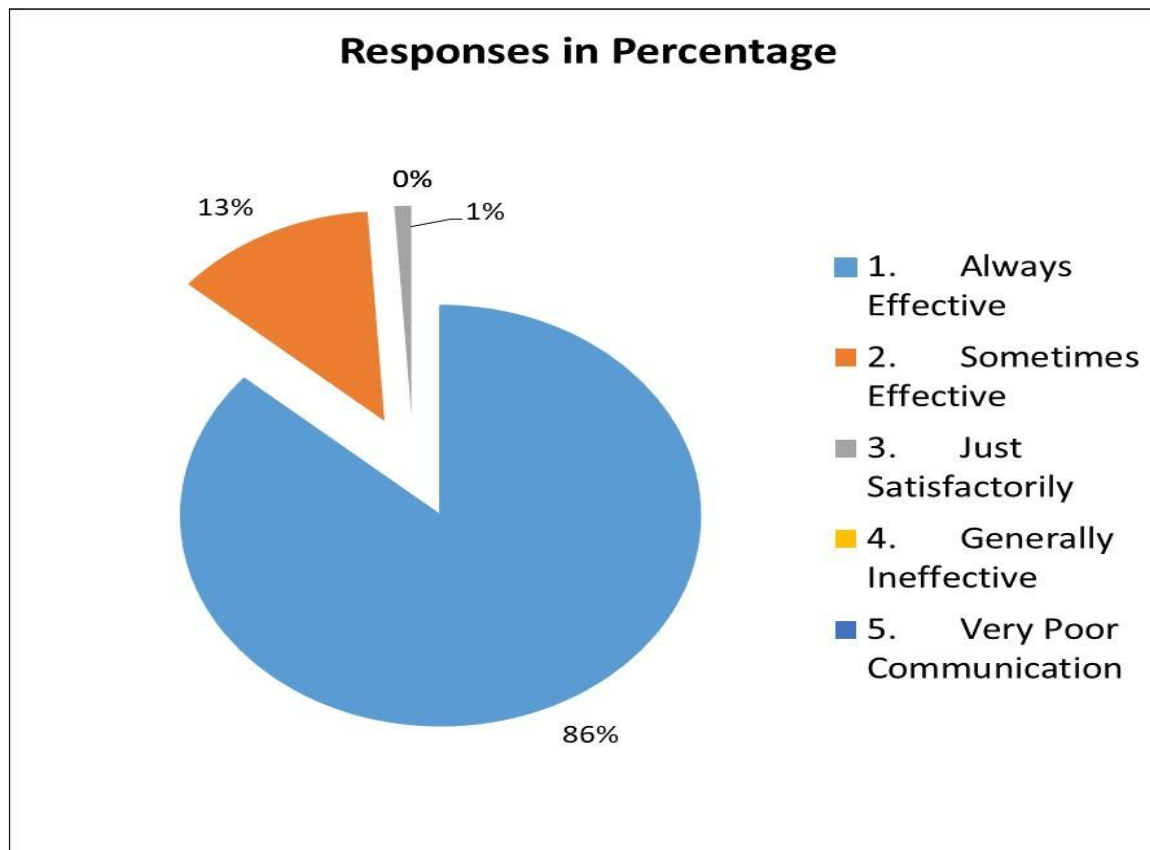
2. How well did the teachers prepare for the classes?

Sr. No.	Preparation Level of the Teacher	Responses in Numbers	Responses in Percentage
1.	Thoroughly	57	60.00
2.	Satisfactorily	35	36.84
3.	Poorly	0	0.00
4.	Indifferently	3	3.16
5.	Won't teach at all	0	0.00



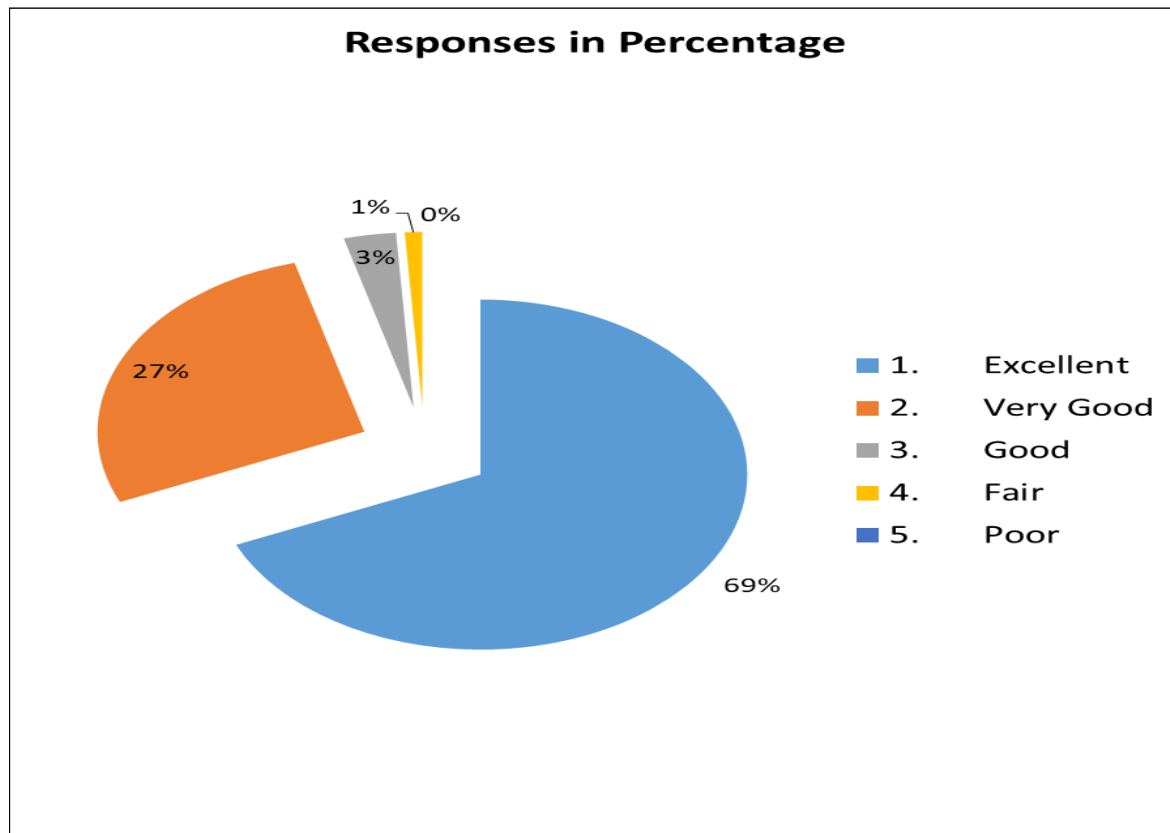
3. How well were the teachers able to communicate?

Sr. No.	Teacher's ability to communicate well	Responses in Numbers	Responses in Percentage
1.	Always Effective	82	86.32
2.	Sometimes Effective	12	12.63
3.	Just Satisfactorily	1	1.05
4.	Generally Ineffective	0	0.00
5.	Very Poor Communication	0	0.00



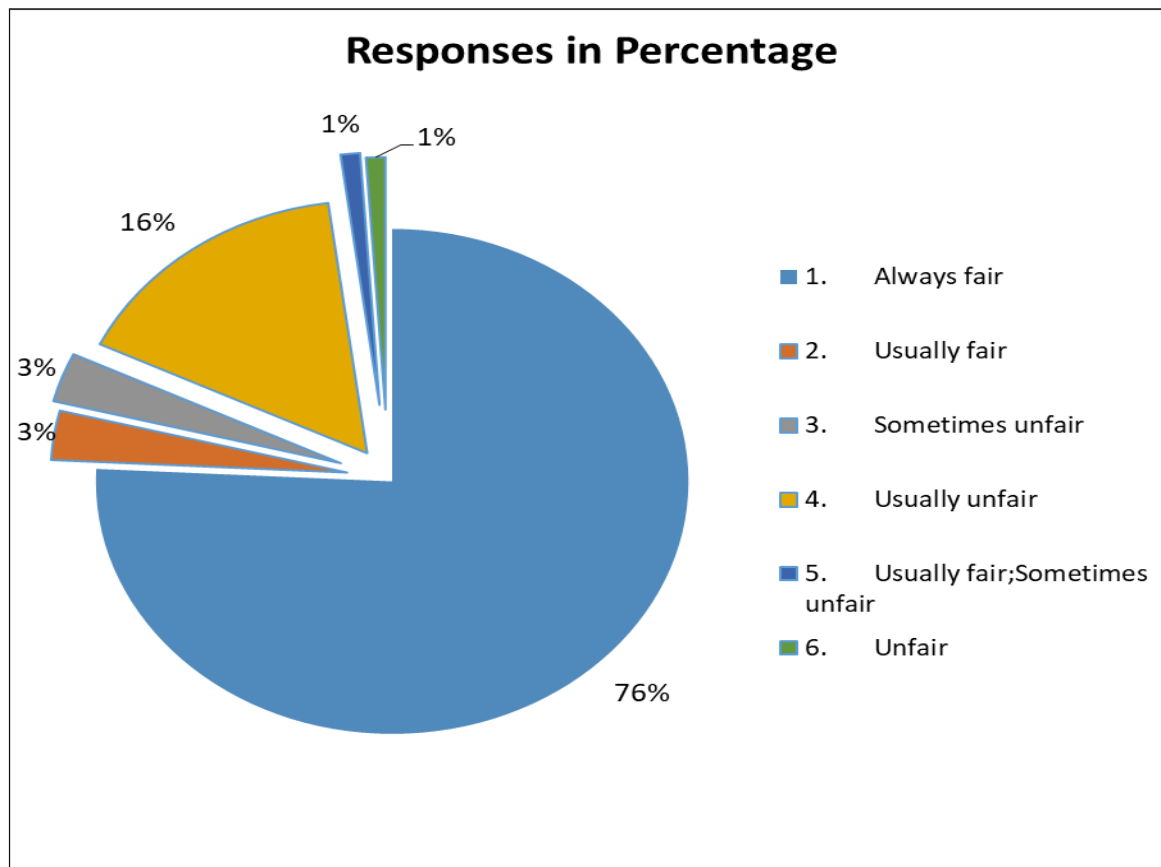
4. The teacher's approach to teaching can best be described as

Sr. No.	Teacher's Approach To Teaching	Responses in Numbers	Responses in Percentage
1.	Excellent	65	68.42
2.	Very Good	26	27.37
3.	Good	3	3.16
4.	Fair	1	1.05
5.	Poor	0	0.00



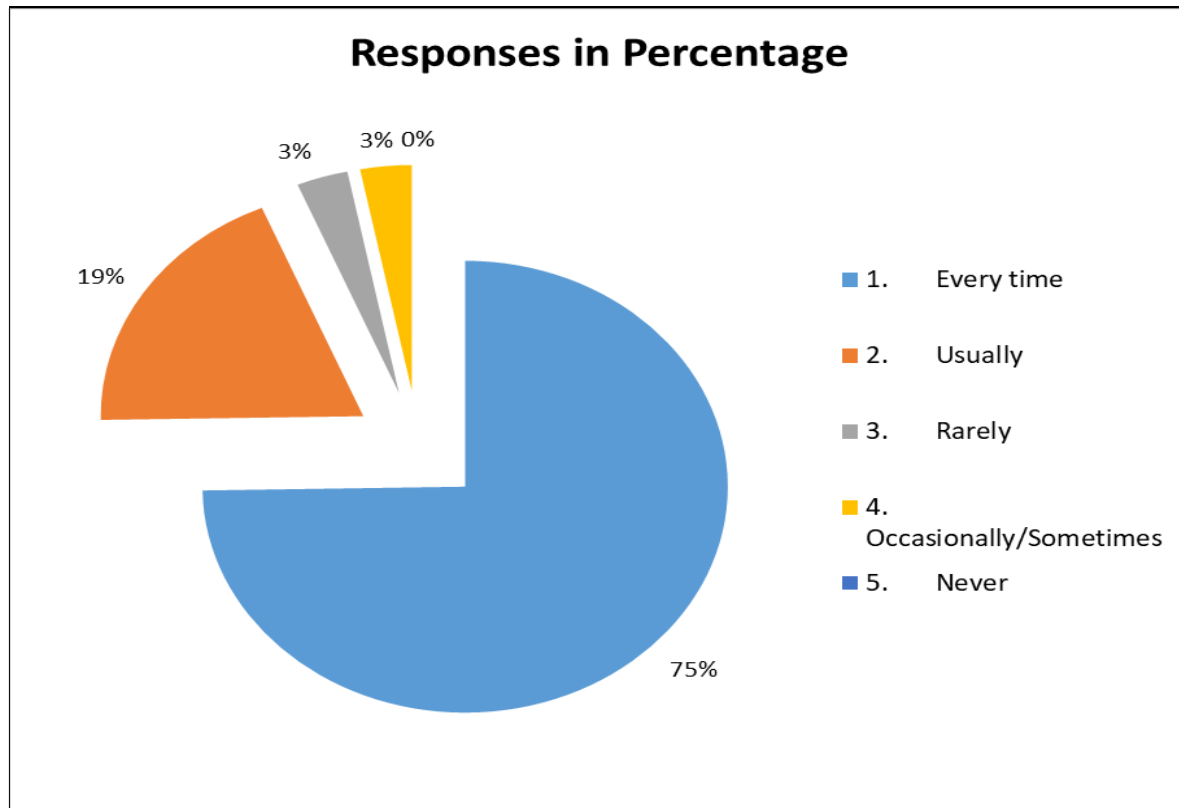
5. Fairness of the internal evaluation process by the teachers.

Sr. No.	Fairness of the Internal Evaluation Process By The Teachers	Responses in Numbers	Responses in Percentage
1.	Always fair	72	75.79
2.	Usually fair	3	3.16
3.	Sometimes unfair	3	3.16
4.	Usually unfair	15	15.79
5.	Usually fair; Sometimes unfair	1	1.05
6.	Unfair	1	1.05




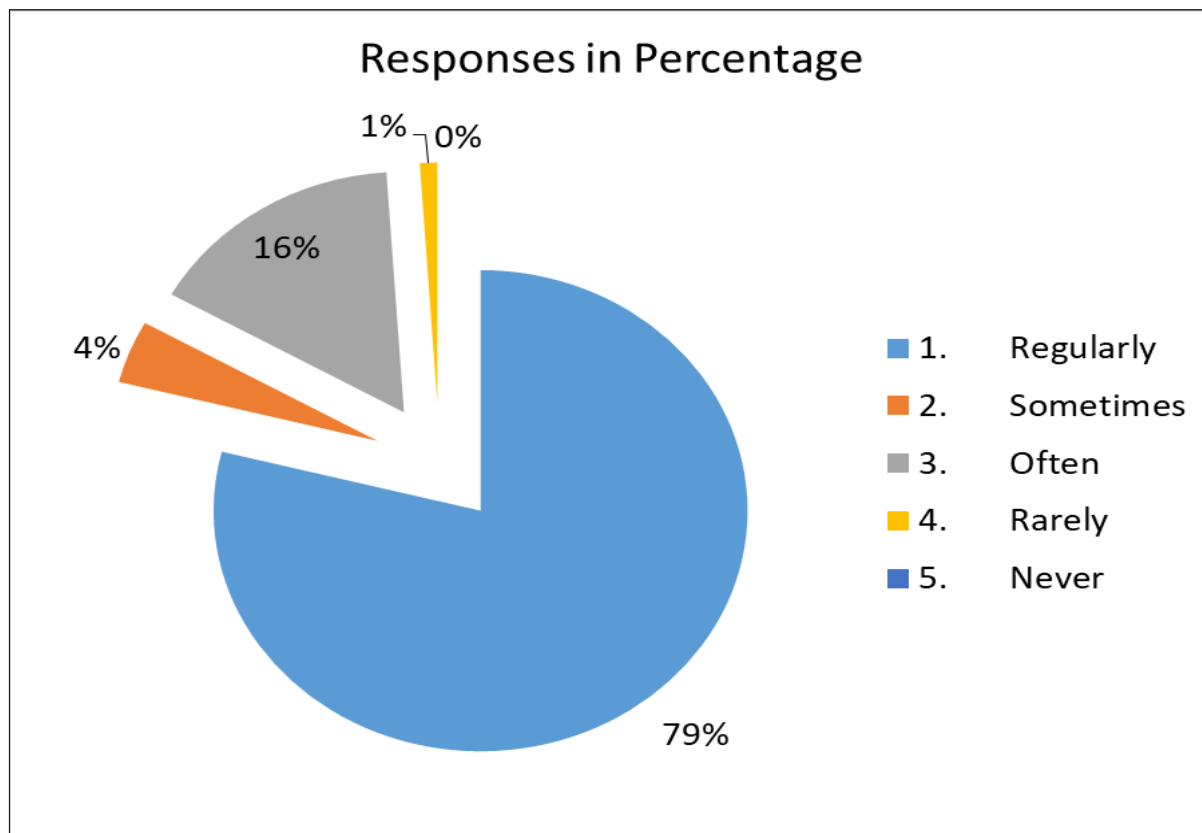
6. Was your performance in assignments discussed with you?

Sr. No.	Discussion About Your Performance In Assignments	Responses in Numbers	Responses in Percentage
1.	Every time	71	74.74
2.	Usually	18	18.95
3.	Rarely	3	3.16
4.	Occasionally/Sometimes	3	3.16
5.	Never	0	0.00



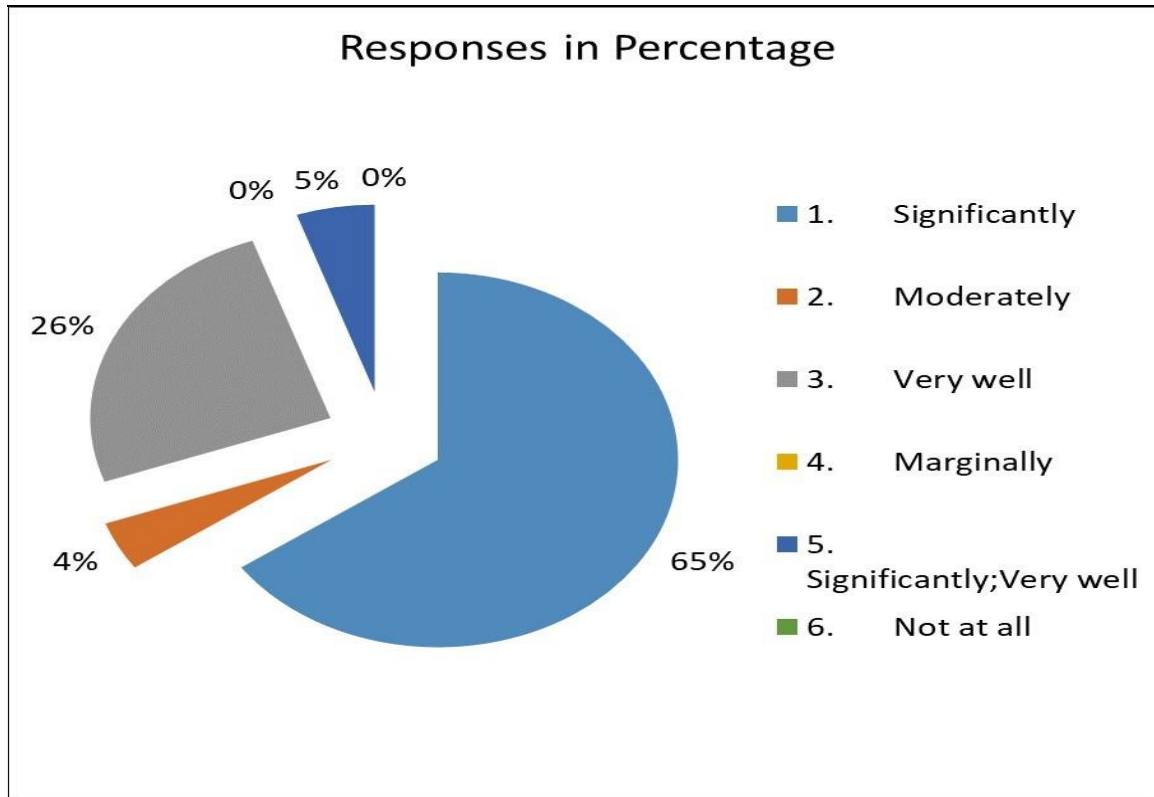
7. The institute takes active interest in promoting internship, student exchange, field visit opportunities for students.

Sr. No.	The institute takes active interest in promoting internship, student exchange, field visit opportunities for students.	Responses in Numbers	Responses in Percentage
1.	Regularly	75	78.95
2.	Sometimes	4	4.21
3.	Often	15	15.79
4.	Rarely	1	1.05
5.	Never	0	0.00



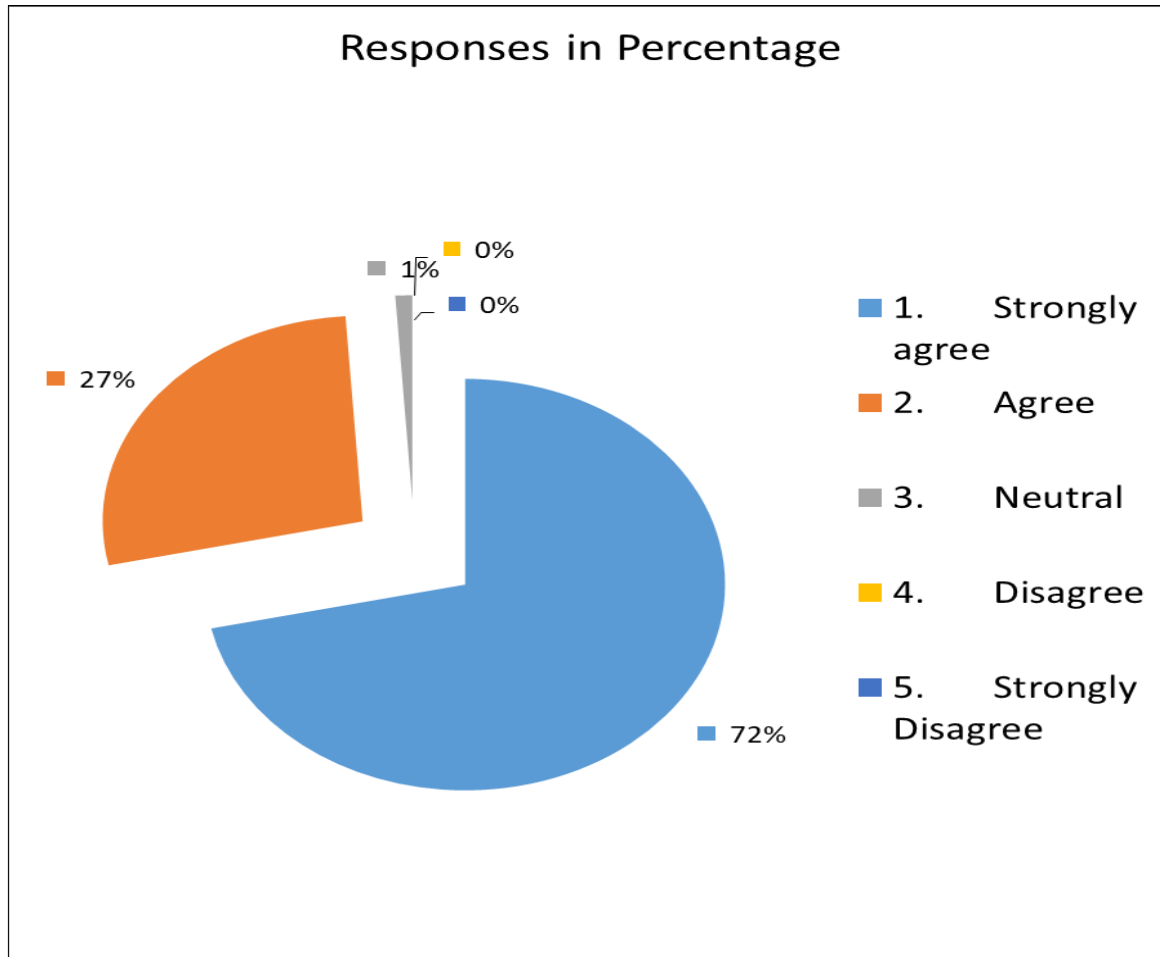
8. The teaching and mentoring process in your institution facilitates you in cognitive, social and emotional growth.

Sr. No.	Teaching and mentoring process in your institution facilitates you in cognitive, social and emotional growth.	Responses in Numbers	Responses in Percentage
1.	Significantly	62	65.26
2.	Moderately	4	4.21
3.	Very well	24	25.26
4.	Marginally	0	0.00
5.	Significantly; Very well	5	5.26
6.	Not at all	0	0.00



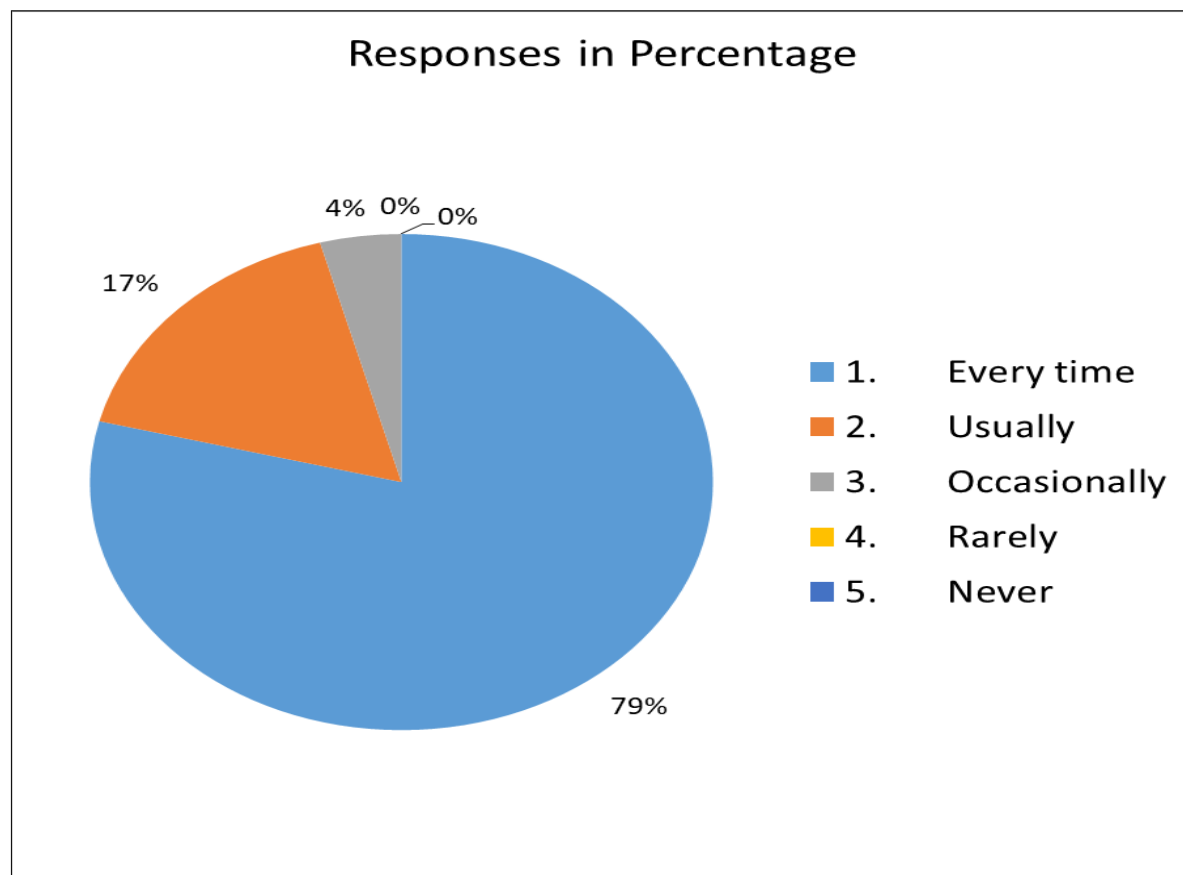
9. The institution provides multiple opportunities to learn and grow

Sr. No.	The institution provides multiple opportunities to learn and grow	Responses in Numbers	Responses in Percentage
1.	Strongly agree	68	71.58
2.	Agree	26	27.37
3.	Neutral	1	1.05
4.	Disagree	0	0.00
5.	Strongly Disagree	0	0.00



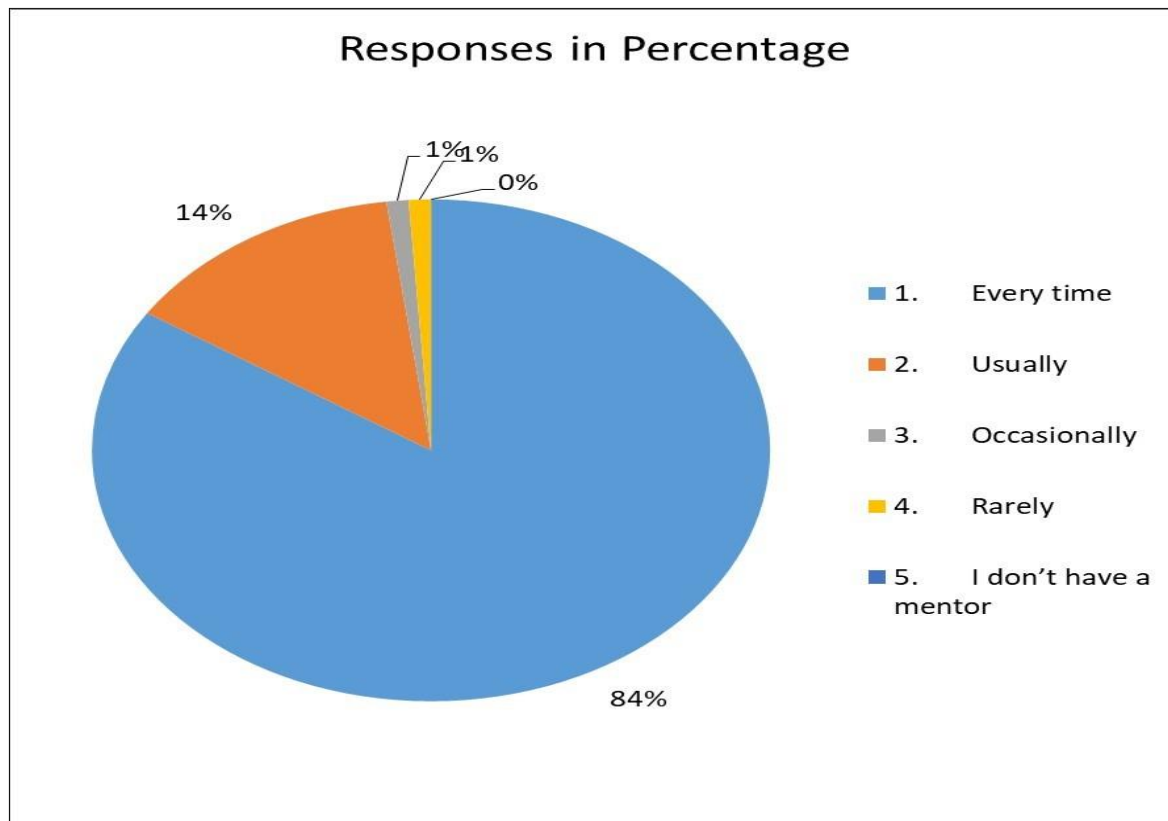
10. Teachers inform you about your expected competencies, course outcomes and programme outcomes.

Sr. No.	Teachers inform you about your expected competencies, course outcomes and programme outcomes.	Responses in Numbers	Responses in Percentage
1.	Every time	75	78.95
2.	Usually	16	16.84
3.	Occasionally	4	4.21
4.	Rarely	0	0.00
5.	Never	0	0.00



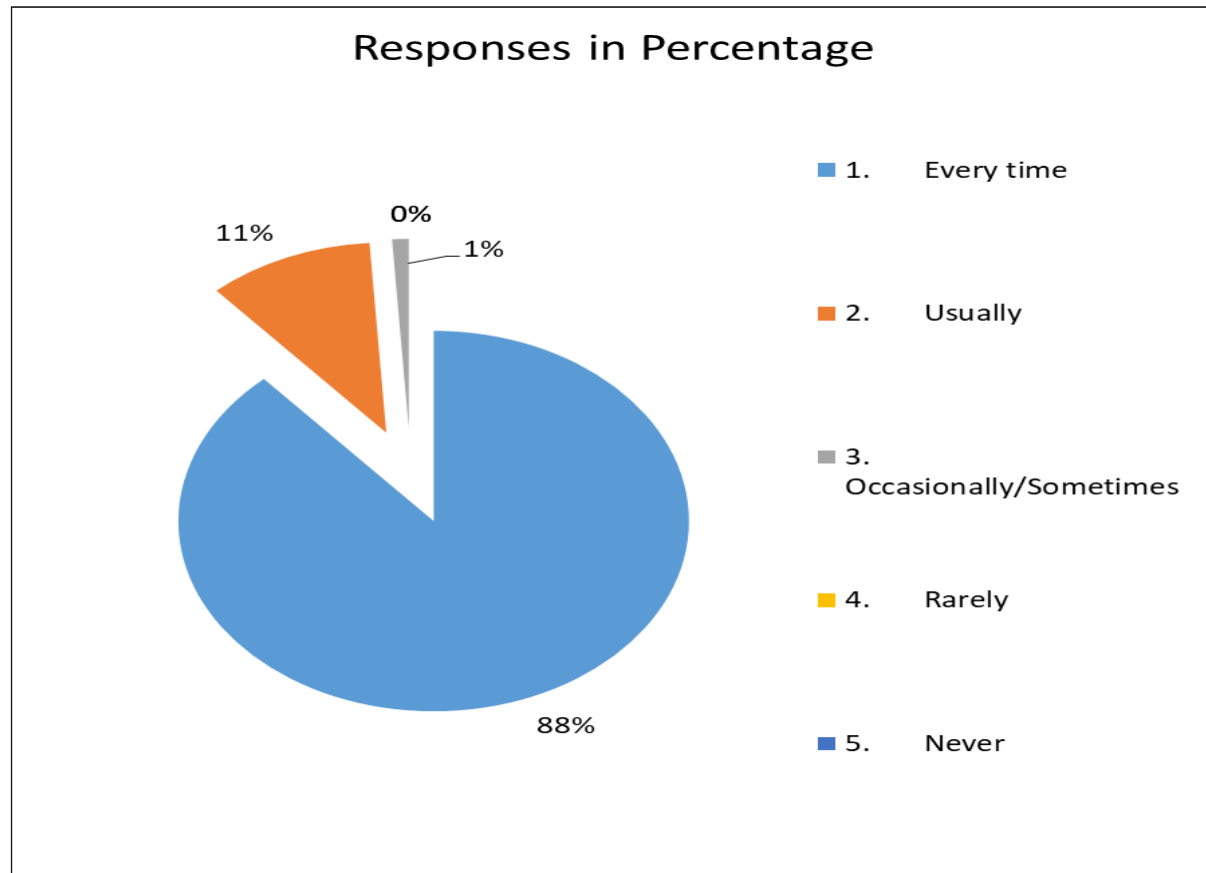
11. Your mentor does a necessary follow-up with an assigned task to you.

Sr. No.	Your mentor does a necessary follow-up with an assigned task to you.	Responses in Numbers	Responses in Percentage
1.	Every time	80	84.21
2.	Usually	13	13.68
3.	Occasionally	1	1.05
4.	Rarely	1	1.05
5.	I don't have a mentor	0	0.00




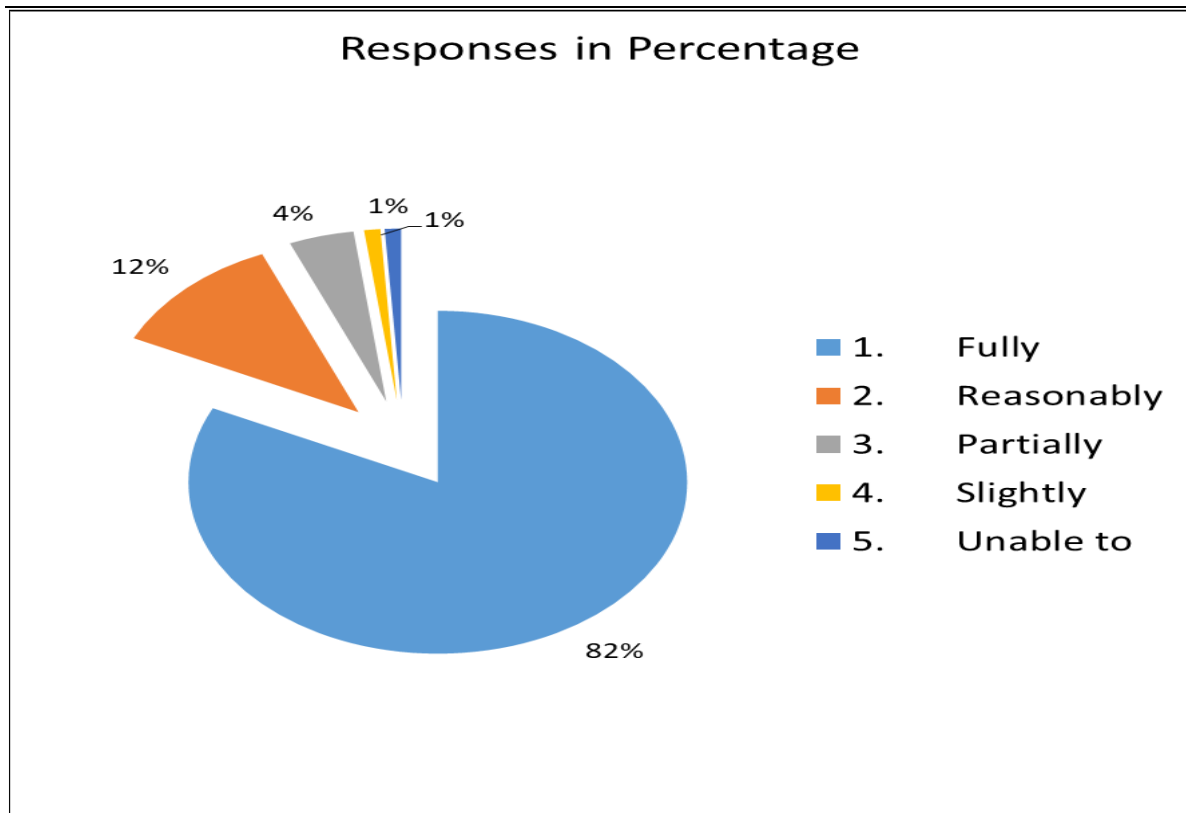
12. The teachers illustrate the concepts through examples and applications.

Sr. No.	The teachers illustrate the concepts through examples and applications	Responses in Numbers	Responses in Percentage
1.	Every time	84	88.42
2.	Usually	10	10.53
3.	Occasionally/Sometimes	1	1.05
4.	Rarely	0	0.00
5.	Never	0	0.00



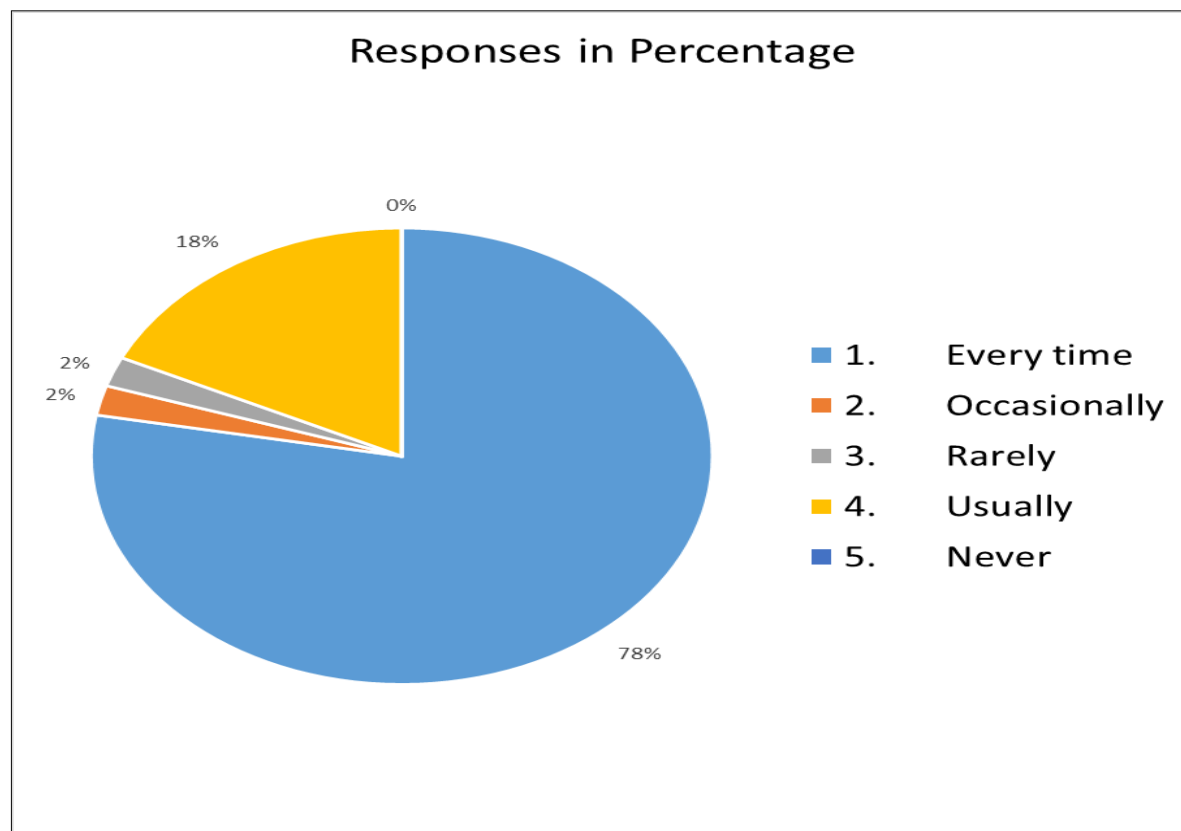
13. The teachers identify your strengths and encourage you with providing right level of challenges

Sr. No.	The teachers identify your strengths and encourage you with providing right level of challenges	Responses in Numbers	Responses in Percentage
1.	Fully	78	82.11
2.	Reasonably	11	11.58
3.	Partially	4	4.21
4.	Slightly	1	1.05
5.	Unable to	1	1.05



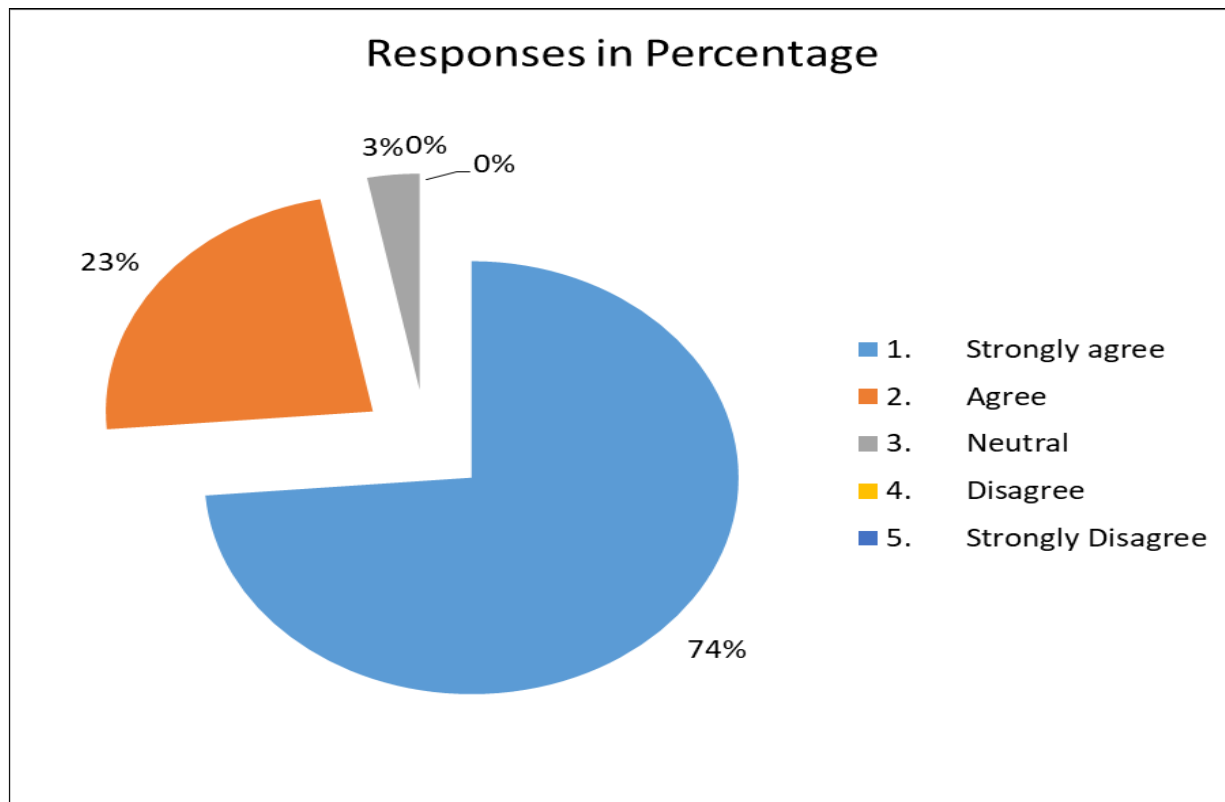
14. Teachers are able to identify your weaknesses and help you to overcome them.

Sr. No.	Teachers are able to identify your weaknesses and help you to overcome them	Responses in Numbers	Responses in Percentage
1.	Every time	74	77.89
2.	Occasionally	2	2.11
3.	Rarely	2	2.11
4.	Usually	17	17.89
5.	Never	0	0.00




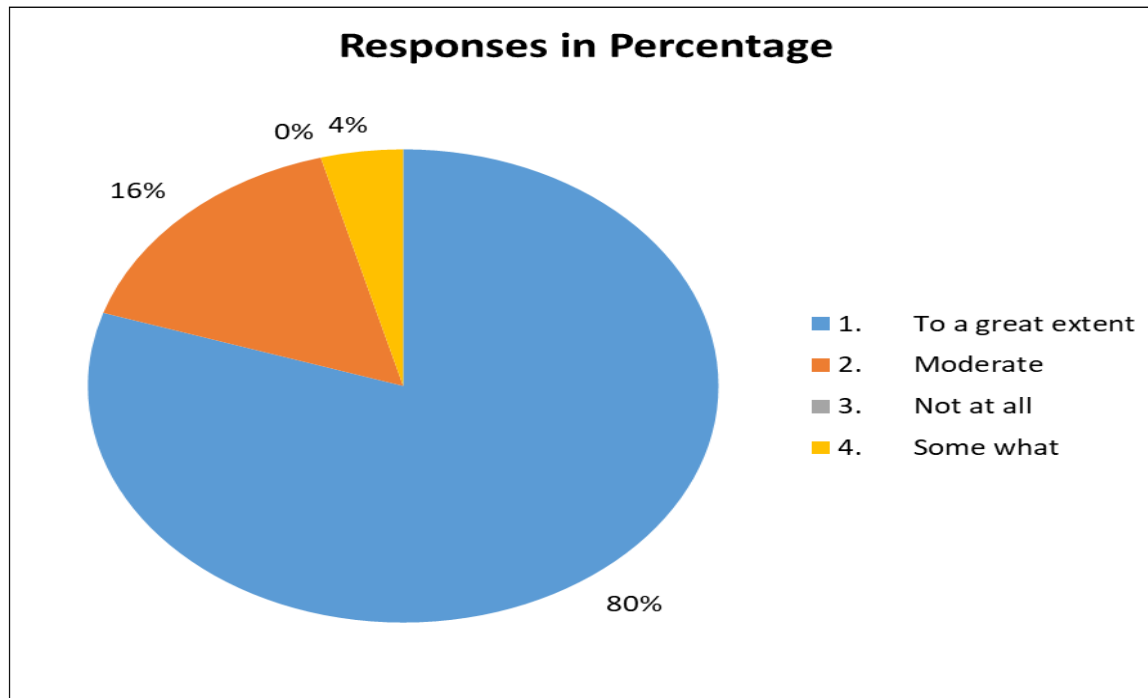
15. The institution makes effort to engage students in the monitoring, review and continuous quality improvement of the teaching learning process.

Sr. No.	The institution makes effort to engage students in the monitoring, review and continuous quality improvement of the teaching learning process.	Responses in Numbers	Responses in Percentage
1.	Strongly agree	70	73.68
2.	Agree	22	23.16
3.	Neutral	3	3.16
4.	Disagree	0	0.00
5.	Strongly Disagree	0	0.00




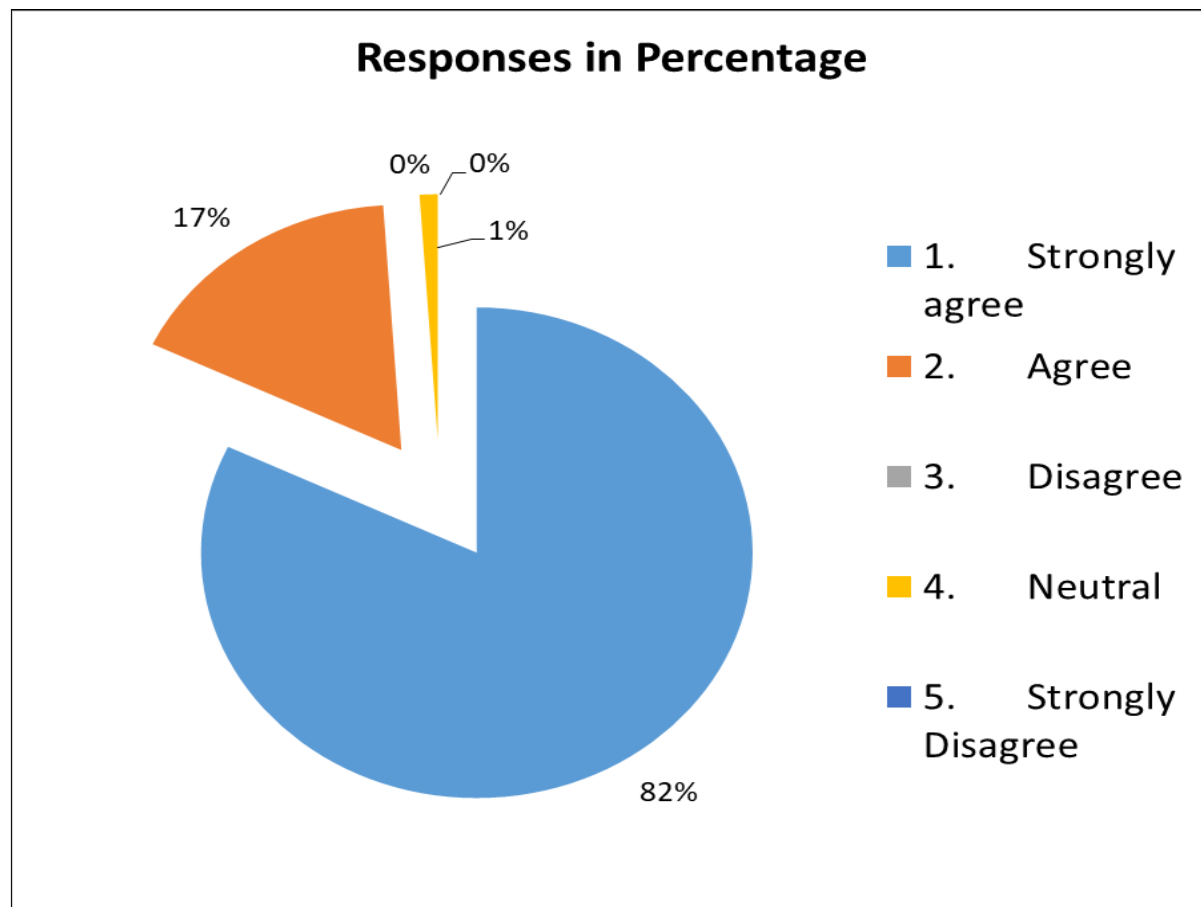
16. The institute/ teachers use student centric methods, such as experiential learning, participative learning and problem solving methodologies for enhancing learning experiences.

Sr. No.	The institute/ teachers use student centric methods, such as experiential learning, participative learning and problem solving methodologies for enhancing learning experiences.	Responses in Numbers	Responses in Percentage
1.	To a great extent	76	80.00
2.	Moderate	15	15.79
3.	Not at all	0	0.00
4.	Some what	4	4.21



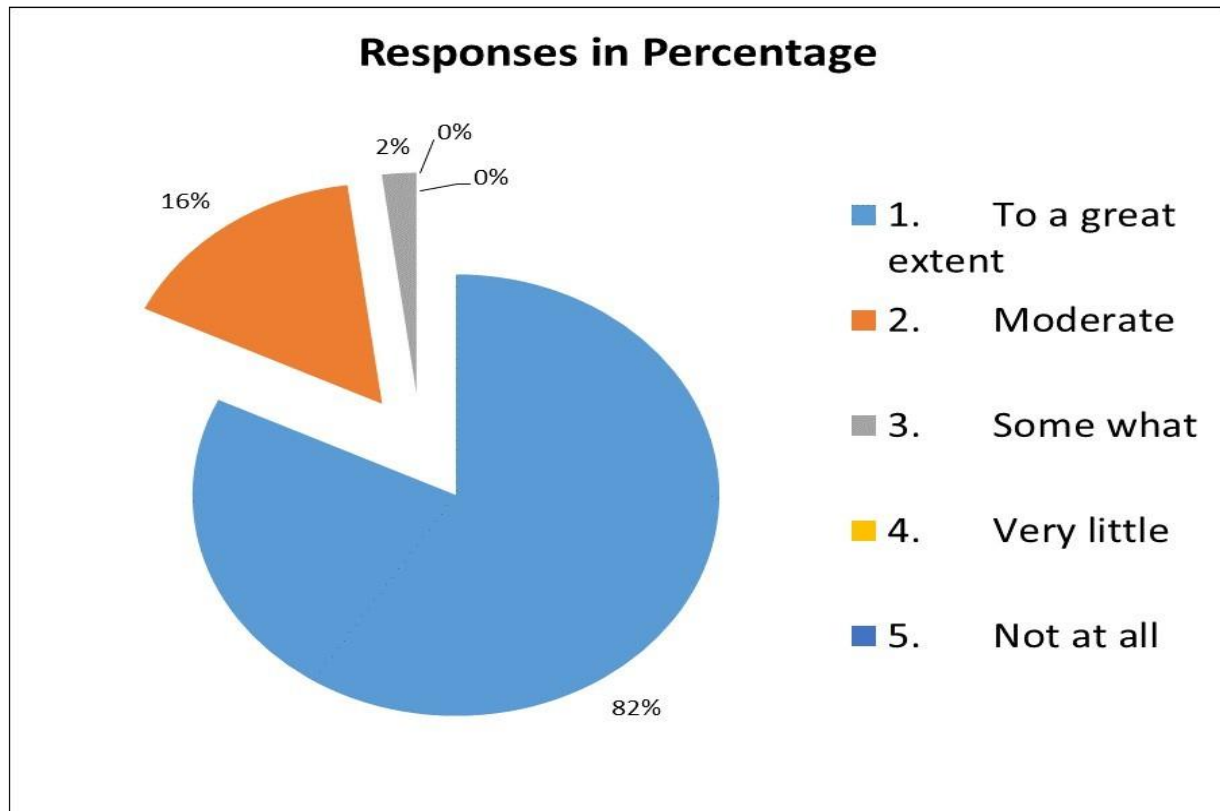
17. Teachers encourage you to participate in extracurricular activities.

Sr. No.	Teachers encourage you to participate in extracurricular activities	Responses in Numbers	Responses in Percentage
1.	Strongly agree	78	82.11
2.	Agree	16	16.84
3.	Disagree	0	0.00
4.	Neutral	1	1.05
5.	Strongly Disagree	0	0.00




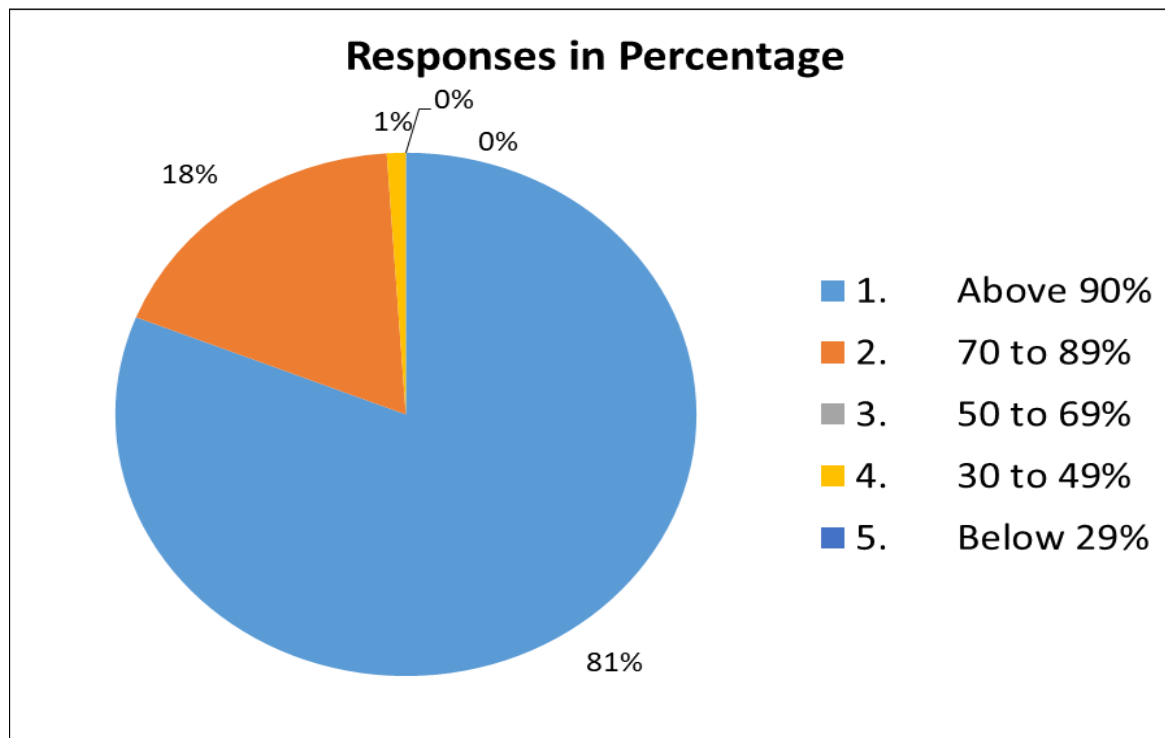
18. Efforts are made by the institute/ teachers to inculcate soft skills, life skills and employability skills to make you ready for the world of work

Sr. No.	Efforts are made by the institute/ teachers to inculcate soft skills, life skills and employability skills to make you ready for the world of work	Responses in Numbers	Responses in Percentage
1.	To a great extent	78	82.11
2.	Moderate	15	15.79
3.	Some what	2	2.11
4.	Very little	0	0.00
5.	Not at all	0	0.00



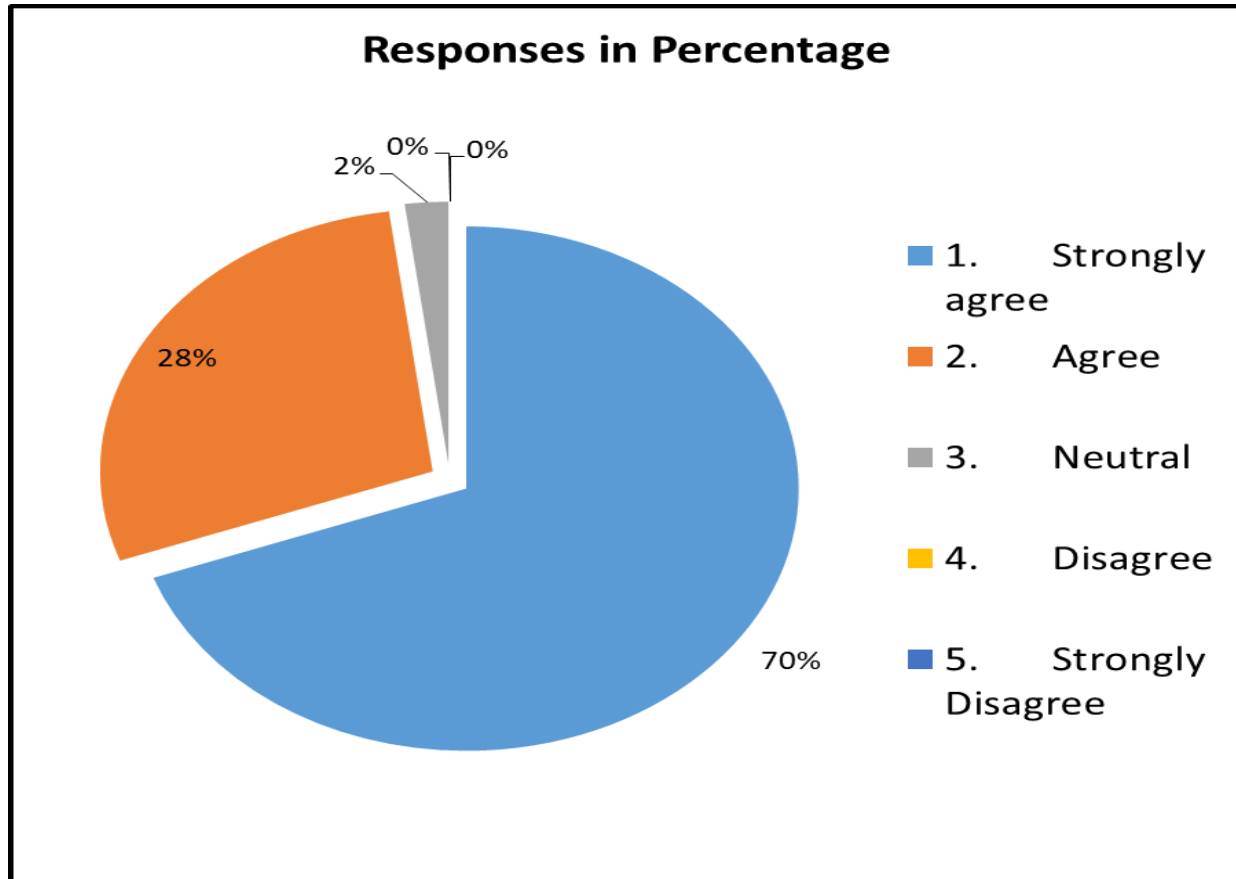
19. What percentage of teachers use ICT tools such as LCD projector, Multimedia, etc. while teaching?

Sr. No.	What percentage of teachers use ICT tools such as LCD projector, Multimedia, etc. while teaching.	Responses in Numbers	Responses in Percentages
1.	Above 90%	77	81.05
2.	70 to 89%	17	17.89
3.	50 to 69%	0	0.00
4.	30 to 49%	1	1.05
5.	Below 29%	0	0.00



20. The overall quality of teaching-learning process in your institute is very good.

Sr. No.	The overall quality of teaching-learning process in your institute is very good.	Responses in Numbers	Responses in Percentage
1.	Strongly agree	66	69.47
2.	Agree	27	28.42
3.	Neutral	2	2.11
4.	Disagree	0	0.00
5.	Strongly Disagree	0	0.00



21 Give three observation / suggestions to improve the overall teaching – learning experience in your institution

Sr. No	Remarks/Feedback
1	Teaching is overall best .
2	No Suggestion
3	No such suggestions
4	Very good
5	No any suggestions.
6	Online classes during summer and rains. Soft copy of content after each lecture Number of Assignments should be reduced
7	More attractive ppt More online resources Availability of learning material
8	No suggestions, All was perfectly planned throughout the B. Ed
9	College provide opportunity to develop ourselves, helps, supports and guide us and very comfortable atmosphere in classroom.
10	No Suggestion
11	Holistic development takes place in college A great experience and totally changed my perspective.
12	Very good
13	No Suggestion
14	Overall teaching was very. supportive. We learned many things.
15	It should be more effective...and arrangement of extra teacher as per subject...
16	No Suggestion
17	No any suggestions.
18	Nil
19	It was such a nice experience, with AICESR
20	Actually everything is very good in our institution. No one can compare to Ashoka college
21	No any suggestions.
22	No any suggestions.
23	No any suggestions.
24	No Suggestion
25	You are excellent as you are
26	All facilities are there
27	It is successful program in which we have seen personal change.
28	1)The learning is very excellent 2)All the teachers are supportive and ready to help

29	No suggestions
30	College is outstanding
31	It should be constructive. Cultural events timings should not be of too long. It should be short and sweet. Freedom should be given if a student wants or does not want to attend any such programs.
32	All the teachers of my college are very supportive and cooperative and has always been there for me during difficulties faced by me.
33	It was wonderful B.Ed. journey for me.
34	No Suggestion
35	1) Kindly reduce the extra courses apart from plain B. Ed which is not useful in future and not compulsory for student-teacher. 2) If student achieved something(Trophy, certificate, medals)from college and college management promised to give award or certificate...make sure it is to be given to the positioned student teacher immediately.
36	Everything is up to the mark
37	No
38	No need of any suggestion. Everything was fantastic.....Teachers and principal even aunty's all are very very supportive.....Thank you .
39	Keep up the good work.
40	Online classes during summer and rains. Number of Assignments should be reduced.
41	Stop making everything compulsory for students like taking up particular course or registration.
42	Excellent teacher staff faculty and teaching learning process.
43	No suggestions
44	Very much satisfied with the teaching learning process.
45	Good.
46	1. All Educators are very hardworking & very well educated. 2. Each & everyone always come for lecture with effective preparation. Suggestion :- Library is well maintain. But if possible to provide students reading corner in the library itself then it will more beneficial for the student.
47	The teachers are very co-operative. They always provide us with suggestions to improve our capabilities. They focus on our holistic development.
48	No suggestions from my side.
49	No suggestions.
50	No Suggestion.
51	No Suggestion.
52	More elaboration of the concept is required.
53	Learning from this AICESR team is really great for me. No suggestions required.

54	1. There should be more activity based learning 2. Need of better infrastructure 3. More opportunities for critical thinking
55	This Institute is one of the best that I had experienced till... I don't think this Institute needs any suggestions to improve... Each and every teacher is inspiring in their own way...
56	Overall is good.
57	No suggestions
58	1. Teachers are always and every time ready for help. 2. Use of ICT tools are mainly focused. 3. They have always performed the role of supporter.
59	No suggestions
60	No suggestions
61	Our Teachers mentors and overall staff is so cooperative. They always motivate us.
62	No suggestions
63	It was a very good experience to learn under the guidance of such qualified teachers, Also the concept explained very nicely
64	No suggestions
65	No suggestions
66	1. Excellent cooperative teachers 2. Multiple opportunities 3. Lots of guidance 4. Personal care And what not Everything is just excellent Hats off to all for constant support, opportunities, and Everything!
67	Everything was very very good and excellent...
68	Proper online resources.. Provide study material to students
69	1. Institution is best for B.Ed. 2. No need for any changes required in institution because it is best what they gave for teaching...
70	Best college for B. Ed
71	Best College
72	No suggestions
73	Classroom facility is best
74	More changes in infrastructure More student centered learning
75	No suggestions
76	Nice n enjoyable
77	Keep continuing sharing the notes and question papers it was really useful during the exams
78	No suggestion
79	More hardcopy notes.
80	No suggestions
81	No improvement required
82	No any suggestions for teacher improvement
83	No any suggestions because everything is good in this institution and all teachers are also good

84	More hard copy of learning material
85	Very nice
86	Only keep gap - like alternate holidays between Final Exams, it becomes very hard to travel, give examination, come back home and again do preparation for next exam....
87	Introduce coding and programming classes to prepare students for the digital age.
88	No suggestion
89	No suggestions
90	No suggestion
91	No suggestion
92	No suggestions
93	Excellent no need to improvement
94	No suggestions as such
95	The experience of teaching learning was very good and the teachers are very supportive and cooperative.

SARITA
PRINCIPAL
Ashoka Education Foundation's
Ashoka International Centre for
Educational Studies and Research
Ashoka Marg, Wadala, Nashik-422 006

